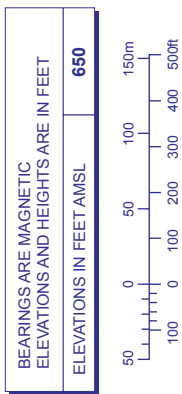


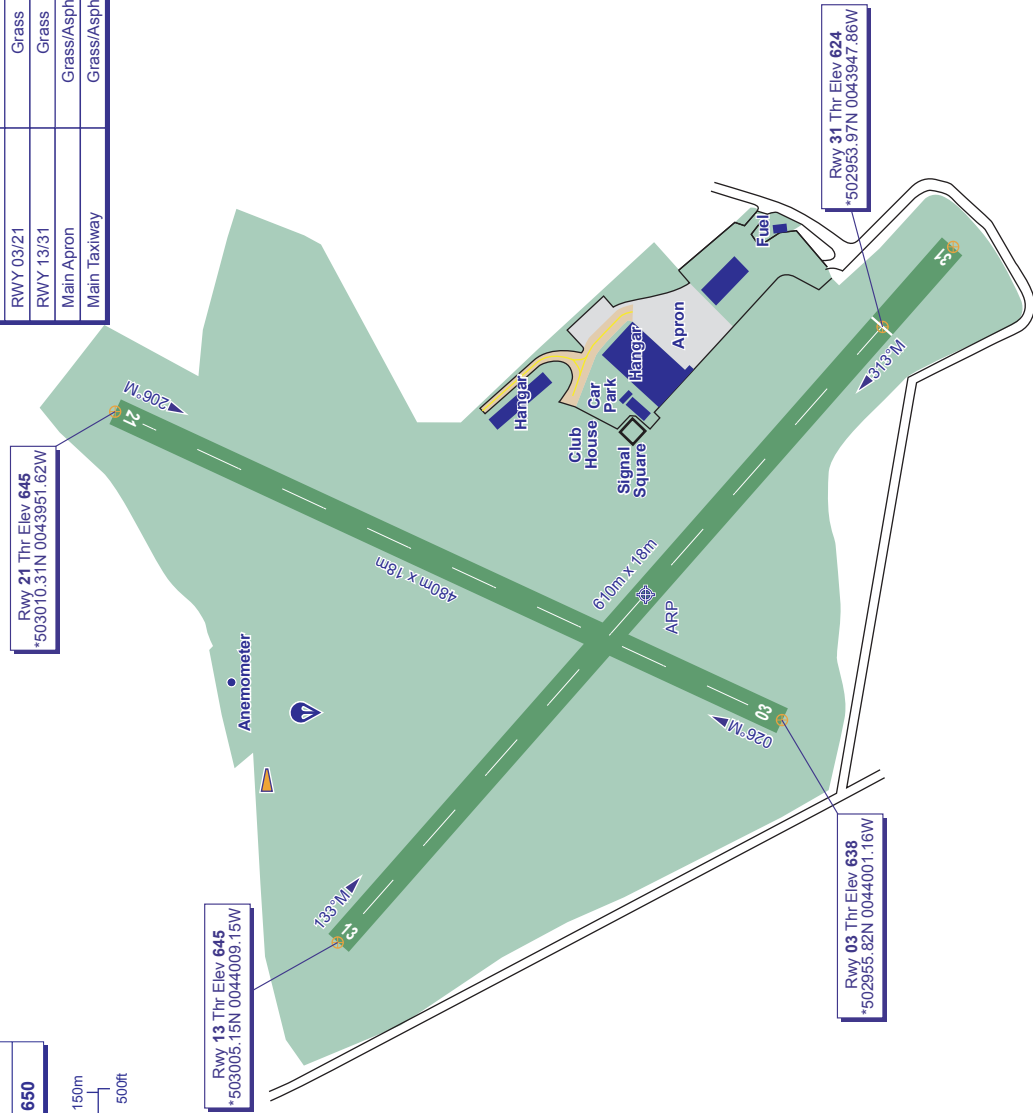
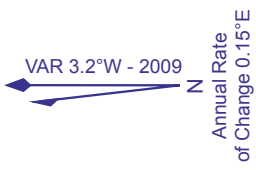
AERODROME CHART - ICAO

ARP 502959N 0043957W AD ELEV 650FT

BODMIN EGLA



RUNWAY/TAXIWAY/APRON PHYSICAL CHARACTERISTICS			
APRON / RWY / TWY	SURFACE	BEARING STRENGTH	ELEVATION
RWY 03/21	Grass	-	-
RWY 13/31	Grass	-	-
Main Apron	Grass/Asphalt	-	-
Main Taxiway	Grass/Asphalt	-	-



CHANGE: PARACHUTE DROP ZONE ADDED. MAG VAR. RUNWAY HEADINGS.

COM	BODMIN RADIO	
A/G	122.700	

AERO INFO DATE 20 NOV 09